


nannidiesel

energy in blue



Kubota BASE

4.220 HE

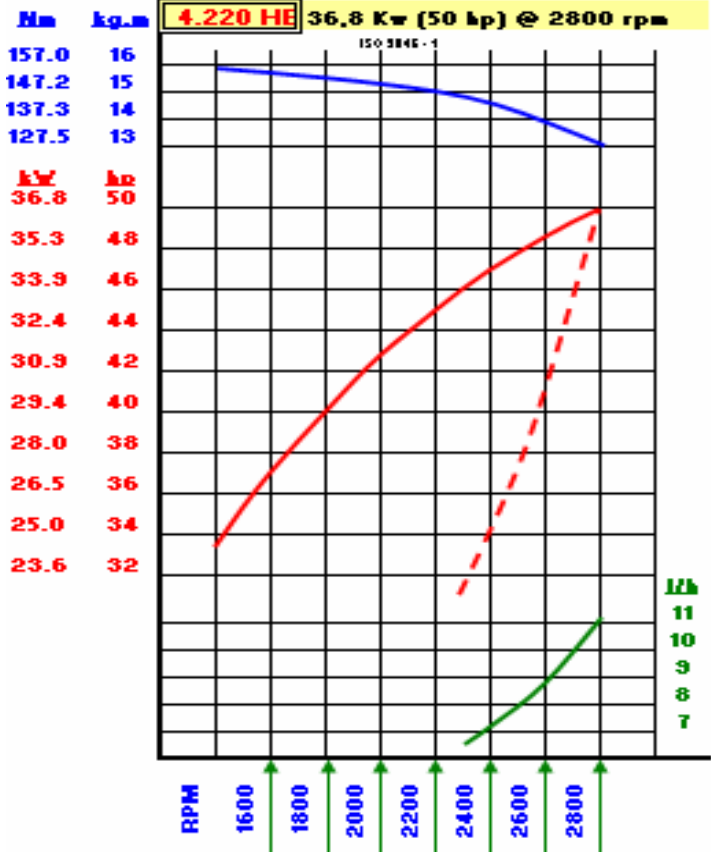
36,8 kW (50 hp)

Technical Specifications

Power	36,8 kW (50 hp)
Maximum RPM	2800 RPM
Displacement	134.07 ci (2197 cc)
N° of cylinders	4 in line
Bore / Stroke	3.43X3.64" (87x92,4 mm)
Compression Ratio	21 / 1
Injection	Indirect (E-TVCS)
Intake	Atmospherical
Cooling System	Heath Exchanger
Alternator	12 V 100 A
Instrument Panel	B 3
Transmission	Mechanical or hydraulical
Weight (incl trans)	511.5 lb (232 kg)

Hose Diameters

Exhaust	2.4" (60 mm)
Fuel	0.32" (8 mm)
Sea Water	1.25" (32 mm)
Engine Max Install. Angle	15°



NANNI DIESEL recommends

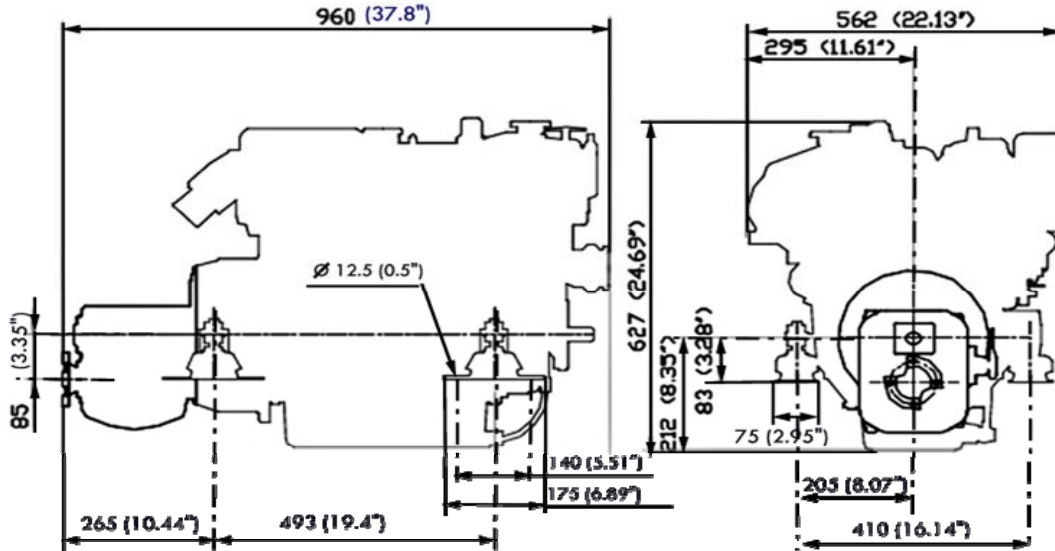


4.220 HE

Kubota BASE

Line drawings

4.220 HE / ZF25M



Standard Equipment

- B 3 Instrument Panel
 - _ Tachometer / hourmeter
 - _ Oil Pressure Warning Light & Audio Alarm
 - _ Water T° Warning Light & Audio Alarm
 - _ Battery Charge
 - _ Glow Plugs
 - _ Water temperature meter
 - _ Starter Key
- Mechanical Transmission
- Prearrangement for cable use
- Engine Mounts
- Owners Manual
- Warranty Certificate
- Electrical Harness 13' (4m)



(220 x 145 mm)
8.66" x 5.70"

- Heat Exchanger
- Fresh Water Pump
- Thermostat
- Sea Water Pump
- Fresh Water Cooled Exhaust Manifold
- Exhaust Manifold With Water Injection
- In Line Injection Pump
- Fuel Pump
- Fuel Filter
- Oil Filter
- Electrical Wiring 12 V
- Oil Drain Pump
- Electrical Stop

Optional

- Bipolar Electrical Wiring
- Power Take-Off
- Coupling
- Propeller shaft
- Exhaust System
- Remote Control
- Sea Water Hoses
- Fuel Hoses
- Sea Water Filter
- Keel Cooling
- C3 Instrument Panel
- Angled or V transmission, mechanical or hydraulic
- Additional alternators