


**NEW**

**4.330 TDI**

**Kubota BASE**

**84,6 kW (115 hp)**



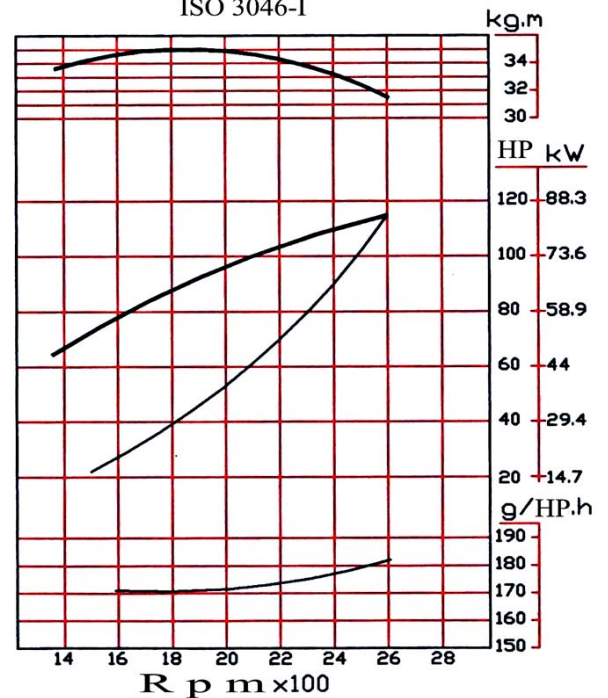
#### Technical specifications

Max power kW (hp)	84,6 (115)
RPM at max output rpm	2600
Displacement cc	3,319
Number of cylinders	4 in line
Bore / stroke mm	98 x 110
Compression ratio	21,8 / 1
Injection	indirect injection( E-TVCS)
Aspiration	Turbo intercooler
Cooling	Heat exchanger
Alternator	12 V 60 Amps.
Inst. panel	A 3
Gearbox	Hydraulic 8° ang.
Weight (incl. Gearbox) kg	364

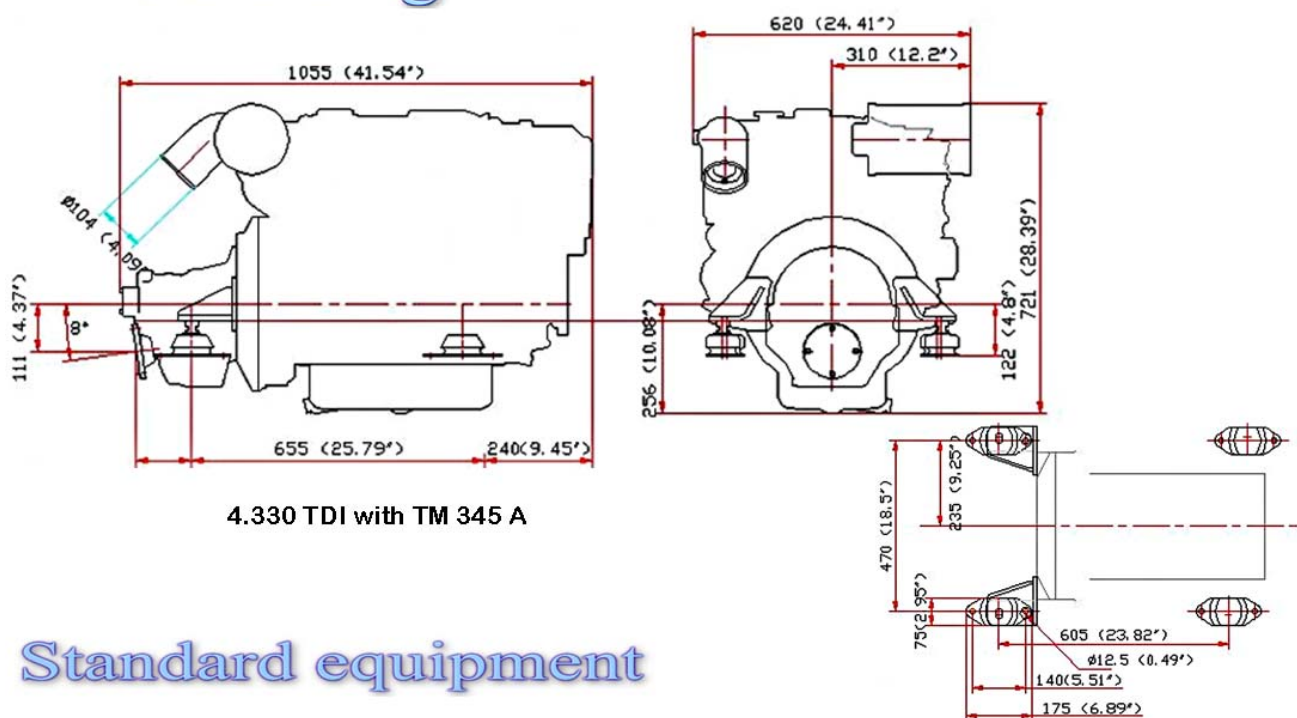
#### Diameters

Exhaust mm	104
Fuel pipe mm	8
Seawater intake mm	32
Installation angle max	7° ( dinamic )

4.330 TDI  
115 HP ( 84,6 Kw @2600 rpm)  
ISO 3046-I



### Line drawing



### Standard equipment

#### PANEL A 3

Oil pressure pilot light and acoustical alarm  
 Water temperature pilot light and acoustical alarm  
 Alternator pilot light  
 glow plug pilot light  
 Ignition start stop key  
 Gearbox TM / ZF A - H  
 Control cables mouting points  
 Flex mounts  
 User's manual  
 Warranty certificate



(205 x 120 mm)

- ➡ Heat exchanger
- ➡ Fresh water pump
- ➡ Thermostat
- ➡ Sea water pump
- ➡ Fresh water cooled exhaust manifo
- ➡ Exhaust elbow with water injection
- ➡ In line injection pump
- ➡ Fuel feed pump
- ➡ Fuel filter
- ➡ Oil filter
- ➡ Oil drain pump
- ➡ Electric system 12 V.
- ➡ Electric stop

### Optional equipment

Two-pole electric system  
 PTO pulley  
 Coupling  
 Exhaust system  
 Remote control  
 Sea water hoses  
 Fuel hoses  
 Sea water filter  
 Additional alternators

### Dealers'stamp



[www.nannidiesel.com](http://www.nannidiesel.com)